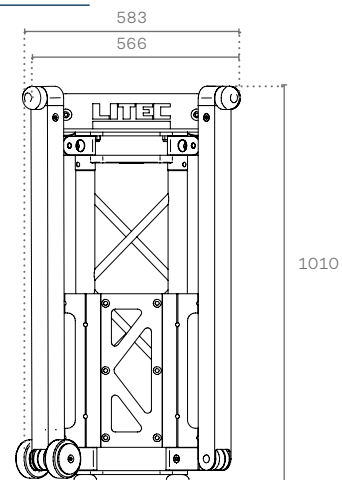
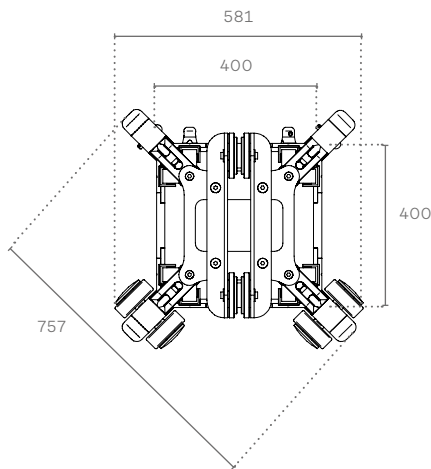
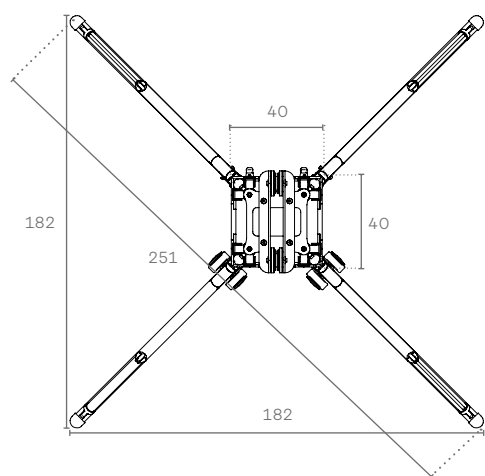


# Unitower



Base module for towers with frame of 29 cm sided square truss. The system comes furnished with detachable foldaway stabilizers. The multistandard sleeve block has 16 gliding wheels of high density rubber. Each foot moves both in pan and tilt so adapting to all terrain. The entire system, excluding the central truss, is formed of assembled parts, without any weldings.

Maximum tower height	→ 7 m
Lifting system	→ chain hoist
Base module weight (included legs, top and sleeve block)	→ 75 kg
Vertical main truss	→ QX30SA
Compatible trusses	→ QX30SA / QH30SA / QX40SA / QH40SA / TX30SA
Base module height (excluding top)	→ 90 cm
Base module dimensions (folded versions)	→ 60 x 60 cm
Base module dimensions (operating version)	→ 182 x 182 cm
Legs maximum extension	→ 97 cm
Maximum lifting load capacity	→ 1000 kg





## Unitower

The sleeve block allows for the securing either of manual or electric motor hoists. Unitower is the only tower where the legs can be completely detached, leaving the vertical truss free without any jutting parts. The tower is designed to be composed of square truss QX30SA or QH30SA. The sleeve block however will take square truss

of 29 or 40cm sides, or triangular truss of 29cm sides.

In order to connect a triangular 40cm sided truss a substitute central support plate is needed. Every face is furnished with a series of holes for attachment of special steel spigots which allow a variety of diverse truss to be incorporated.

