

CROWD BARRIER FOR

”**LIGHT DUTY**”

APPLICATIONS

MODULAR SYSTEM «LD»

100 & 200 SERIES



**SOCIAL
DISTANCING
SOLUTIONS**

LITEC «LD» CROWD BARRIER – 120 & 200 Series

- Litec “LD” crowd barrier modular partition system is extremely fast to assemble and brake down. Configurable for different layouts and room sizes, from the size of a phone booth up to a conference room;
- Any size room or partition can be erected in one day or less with limited number of no skilled labor and no tools required;
- It can help you quickly adapt any architecture to the new normal, and then restore it quickly when the crisis has passed.
- Standard “LD” crowd barrier modular partition can be used to isolate different lanes of a zigzag queue with a 1 or 2 meters high barrier;
- All components of our Litec “LD” crowd barrier modular partition system can be easily disinfected by spraying and wiping with neutral sanitizing product;
- Materials used are basically: an aluminum frame in alloy 6082 T6 and a multiwall polycarbonate sheet which combined together deliver a solid fireproof 16 mm thickness wall;
- On stock dimensions available are 1200 x 1000 mm. (100 Series) or 1200 x 2000 mm. (200 Series); Custom size, colors & finishing “on demand” only;



LITEC «LD» CROWD BARRIER – 120 & 200 Series

- Litec “LD” Crowd Barrier line of products is divided in “8 WAY” and “STAND ALONE” modular partitions configurations;
- 8 WAY partitions are engineered to be linked together and thus form a hypothetically infinite wall with the possibility also of having three predefined fixed angles of 0°, 90° and 135°;
- STAND ALONE partitions do not connect each other in order to be extremely fast & flexible during the positioning;



**LT CWBL-TBB
“LD” CROWD BARRIER
8 WAY
200 SERIES**



**LT CWBL-TBW
“LD” CROWD BARRIER
STAND ALONE WHEELED
200 SERIES**

**LT CWBL-TB
“LD” CROWD BARRIER
STAND ALONE BASIC
200 SERIES**



LITEC⁴



S | D | S
**SOCIAL
DISTANCING
SOLUTIONS**



LITEC «LD» CROWD BARRIER Aluminum Frame and relevant Color Options available

- Aluminum frame of Litec “LD” crowd barrier modular partition system is made by a “U” shape profile in 6060 T6 alloy, raw aluminum finishing;
- 8 WAY partitions required a special octagonal profile configurations are possible in 6060 T6 alloy, silver anodized finishing;
- On demand “only”, is possible to powder coating the aluminum profiles by choosing from the RAL colors standards.



LITEC «LD» CROWD BARRIER Multiwall PolyCarbonate Main Features

- The characteristic structure of the 16 mm multiwall sheets with air space inside guarantees good acoustic insulation and excellent resistance to crash stress;
- SELF-EXTINGUISHING PolyCarbonate sheets have EuroClass B-s1,d0 fire rating according to EN 13501-1;
- The external side of PolyCarbonate is coated with U.V. protection (on one side) warranting resistance to aging due to atmospheric agents and UV rays;
- Excellent LIGHT TRANSMISSION via high-resistance pigments are added to the PolyCarbonate sheet to achieve different light transmission values;
- PolyCarbonate is also used for roofing, windows, skylights, greenhouses, porches, gazebos, ceilings;



LITEC «LD» CROWD BARRIER Multiwall PolyCarbonate - Color Options

- Multiwall PolyCarbonate used for “LD” crowd barrier is transparent;
- On demand, it is possible to have different type of colors, some example showed below:



Transparent



Light Yellow



Light Blue



Light Green



Light Red



Light Brown

LITEC «LD» CROWD BARRIER Multiwall Polycarbonate - Technical Specifications

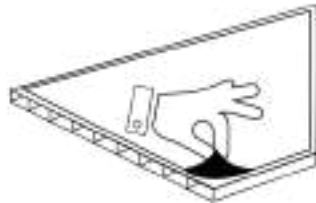
- 16 mm thick multiwall Polycarbonate sheet with linear thermal expansion 0,065mm/m °C;
- Temperature range -40°C +120 °C, U.V. protection on one side only;
- Fire reaction EN 13501-1 EuroClass B-s1,d0;



FLAT MULTIWALL POLYCARBONATE SHEETS

UV-PROTECTED

LITEC «LD» CROWD BARRIER Multiwall PolyCarbonate - Care and Maintenance



**REMOVE THE PROTECTIVE FILM
AFTER THE APPLICATION TO PREVENT
SCRETTCHES**



**USE ONLY WATER AND NEUTRAL
SOAP TO CLEAN THE SHEETS**



**DO NOT STORE STACKED
SHEETS UNDER SUNLIGHT OR
RAIN EXPOSITION**

Code: LT CWBL-DEMOB

Description:

Litec “LD” Crowd Barrier 120 & 200 Series Demo Board Sample.

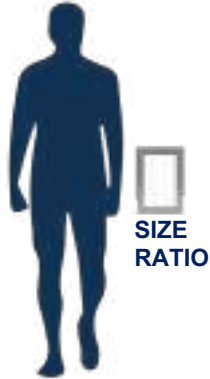
We made it available to touch, feel and see the materials and the finishing used for this line of products. (I)

Weight:

0.75 kg

Dimensions [mm]:

width 210 x depth 20 x height 290



FRONT VIEW



SOCIAL
DISTANCING
SOLUTIONS

Code: LT CWBL-B

Description:


Litec Crowd Barrier "LD" 100 Series Basic stand alone, made of: polycarbonate sheet, aluminium frame and "L" bracket feet. (I)

Weight:

9.3 kg

Dimensions [mm]:

width 1220 x depth 20 (300 w/feet) x height 1015



Code: LT CWBL-BW

Description:

Litec Crowd Barrier "LD" 100 Series wheeled stand alone, made of: polycarbonate sheet, aluminum frame, "L" bracket feet with built in two braked and two un-braked wheels. (I)

Weight:

10.0 kg

Dimensions [mm]:

width 1220 x depth 20 (300 w/feet) x height 1100



Code: LT CWBL-BB

Description:

Litec Crowd Barrier "LD" 100 Series Eight Way, made of: polycarbonate sheet, aluminium frame, two octagonal aluminium columns and two steel round bases. (l)

Weight:

26.8 kg

Dimensions [mm]:

width 1303 (1562 w/base) x depth 20 (300 w/base) x height 1040



Code: LT CWBL-BBE

Description:

Litec Crowd Barrier "LD" 100 Series Eight Way extension made of: polycarbonate sheet, aluminium frame, one octagonal aluminium column and one steel round base. (I)

Weight:

16.9 kg

Dimensions [mm]:

width 1261 (1393 w/base) x depth 20 (300 w/base) x height 1040



Code: LT CWBL-TB

Description:

Litec Crowd Barrier "LD" 200 Series Basic stand alone, made of: polycarbonate sheet, aluminium frame and "L" bracket feet. (I)

Weight:

14.8 kg

Dimensions [mm]:

width 1220 x depth 20 (300 w/feet) x height 2015



Code: LT CWBL-TBW

Description:

Litec Crowd Barrier "LD" 200 Series Wheeled stand alone, made of: polycarbonate sheet, aluminium frame, "L" bracket feet with built in two braked and two un-braked wheels. (l)

Weight:

15.5 kg

Dimensions [mm]:

width 1220 x depth 20 (300 w/feet) x height 2100



Code: LT CWBL-TBB

Description:

Litec Crowd Barrier "LD" 200 Series "8 Way",
made of: polycarbonate sheet, aluminium frame,
two octagonal aluminium columns and
two steel round bases. (I)

Weight:

34.3 kg

Dimensions [mm]:

width 1303 (1561 w/base) x depth 20 (300 w/base) x height 2030



Code: LT CWBL-TBBE

Description:

Litec Crowd Barrier "LD" 200 Series Eight Way extension made of: polycarbonate sheet, aluminium frame, one octagonal aluminium column and one steel round base. (I)

Weight:

23.4 kg

Dimensions [mm]:

width 1261 (1393 w/base) x depth 20 (300 w/base) x height 2030



Code: LT CWBL-SS

Description:

Sanitizer Dispenser Pole. (I)

Weight:

12.8 kg

Dimensions [mm]:

width 300 x depth 300 x height 2030



LITEC



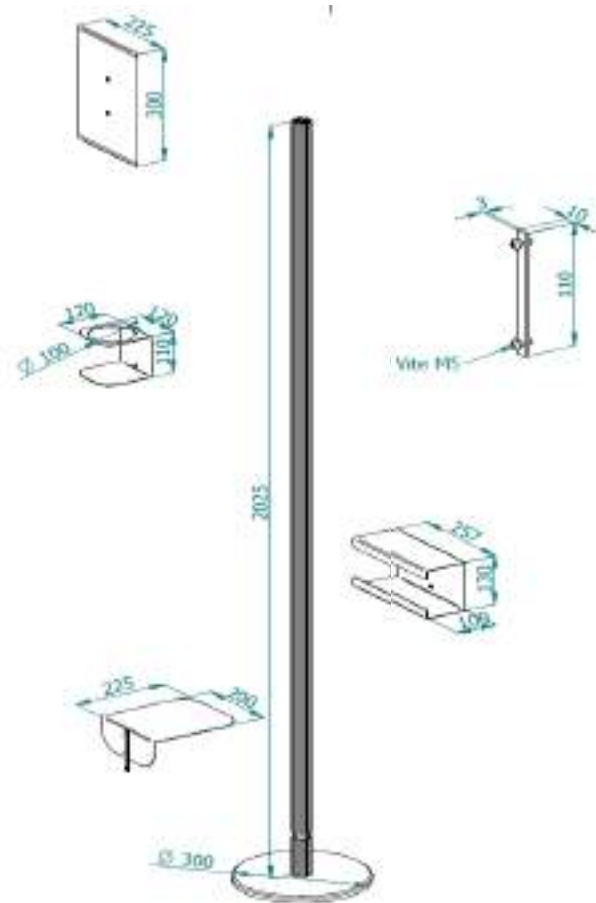
**SOCIAL
DISTANCING
SOLUTIONS**

Code: LT CWBL-SS

Description:

SANITIZER DISPENSER POLE

- Compatible with “LD” 8 WAY Crowd Barrier system because made by combining the same octagonal shaped column and steel round base;
- It does feature an easy to connect fixing bar, free adjustable in height and direction;
- A range of stainless-steel accessories can be connected to the pole to carry simple Flat Shelf or custom-made support for Sanitizer Gel Dispenser, Gloves or Kleenex Boxes, Waste Bin, A4 Sheet Holder or whatever other holder system may be necessary;
- On demand it is possible to developed dedicated accessories and finishing;



**MODULAR
CROWD BARRIER
“LIGHT DUTY”
before...
after ...
and how is made...**



**SOCIAL
DISTANCING
SOLUTIONS**

LITEC «LD» CROWD BARRIER before ...



LITEC⁴





**SOCIAL
DISTANCING
SOLUTIONS**

LITEC «LD» CROWD BARRIER after ...



LITEC «LD» CROWD BARRIER how is made ...



LT CWBL-TBB

LT CWBL-TBBE

LT CWBL-TBBE

LT CWBL-TBBE

LITEC «LD» CROWD BARRIER before ...



LITEC «LD» CROWD BARRIER after ...



LITEC «LD» CROWD BARRIER after ...(colored panel option lookalike)



LITEC⁴



**SOCIAL
DISTANCING
SOLUTIONS**



SOCIAL
DISTANCING
SOLUTIONS

LITEC «LD» CROWD BARRIER how is made ...



LITEC «LD» CROWD BARRIER before ...



LITEC «LD» CROWD BARRIER after ...



LITEC «LD» CROWD BARRIER how is made ...




LITEC «LD» CROWD BARRIER before ...



LITEC «LD» CROWD BARRIER after ...



LITEC «LD» CROWD BARRIER how is made ...



LITEC «LD» CROWD BARRIER before ...





**SOCIAL
DISTANCING
SOLUTIONS**

LITEC «LD» CROWD BARRIER after ...



LITEC «LD» CROWD BARRIER how is made ...



3 x LT CWBL-BB



120 x LT CWBL-BB



1 x LT CWBL-TB



7 x LT CWBL-TBBE

LITEC «LD» CROWD BARRIER before ...





SOCIAL
DISTANCING
SOLUTIONS

LITEC «LD» CROWD BARRIER after ...



LITEC «LD» CROWD BARRIER how is made ...



LT CWBL-TBBE



LITEC «LD» CROWD BARRIER before ...






SOCIAL
DISTANCING
SOLUTIONS

LITEC «LD» CROWD BARRIER after ...




LITEC «LD» CROWD BARRIER how is made:



LT CWBL-TBW



LT CWBL-TBBE



LT CWBL-TBBE

LITEC «LD» SANITIZER STAND before ...



LITEC «LD» SANITIZER STAND after ...

